



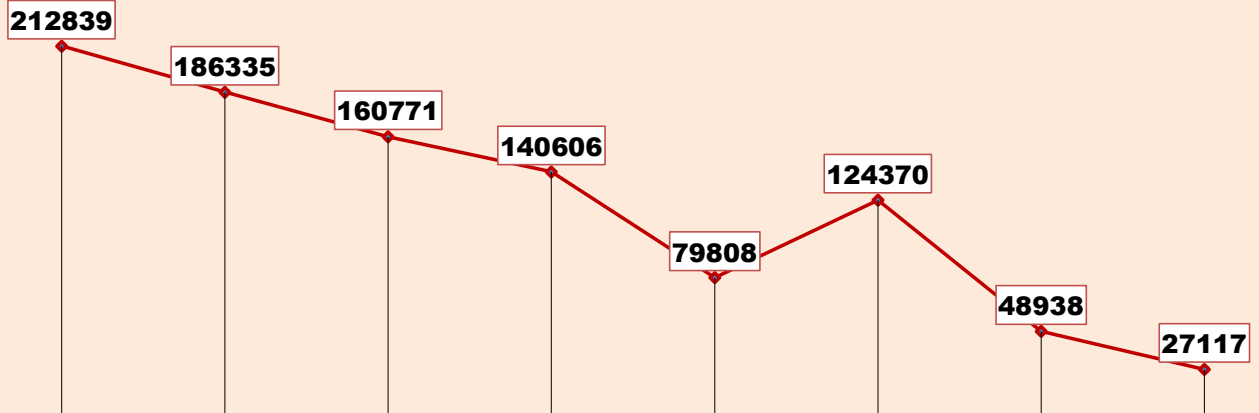
ग्रामीण गृहनिर्माण

दैनिक प्रगती अहवाल :

०१.०९.२०२३

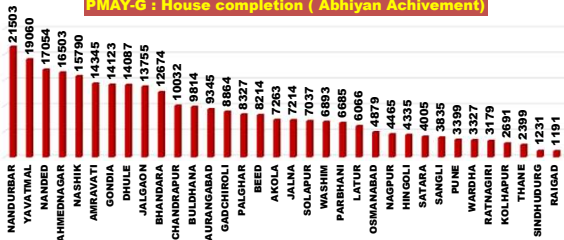
प्रधानमंत्री आवास योजना ग्रामीण – मंजूरी, पूर्ण घरकुले, हप्ते वितरण, भूमिहीन, आर्थिकदृष्ट्या अपुर्ण
राज्य पुरस्कृत ग्रामीण आवास योजना – मंजूरी, पूर्ण घरकुले, हप्ते वितरण, आर्थिकदृष्ट्या अपुर्ण

योजना	एकूण मंजूरी	दैनिक मंजूरी	एकूण पूर्ण	दैनिक पूर्ण घरकुले	दैनिक पहिला हप्ता वितरीत	दैनिक दुसरा हप्ता वितरीत	दैनिक तिसरा हप्ता वितरीत
प्रधानमंत्री आवास योजना ग्रामीण	१३९१४२७	०	११७६७७४	४२३	२६	९२	१०९
राज्य योजना	६१४६८२	५३०	४३७३८७	४५७	१४०	८७	७०
एकूण	२००६१०९	५३०	१६१४१६१	८८०	१६६	१७९	१७९

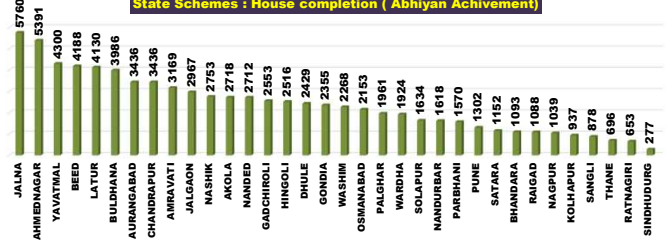


पहिला हप्ता मिळाल्यानंतर ३ महिने उलटूनही अपुर्ण घरकुले
 पहिला हप्ता मिळाल्यानंतर ६ महिने उलटूनही अपुर्ण घरकुले
 पहिला हप्ता मिळाल्यानंतर ९ महिने उलटूनही अपुर्ण घरकुले
 पहिला हप्ता मिळाल्यानंतर १२ महिने उलटूनही अपुर्ण घरकुले
 पहिला हप्ता मिळाल्यानंतर १८ महिने उलटूनही अपुर्ण घरकुले
 पहिला हप्ता मिळाल्यानंतर १० दिवसानंतरही दुसरा हप्ता न मिळालेली घरकुले
 दुसरा हप्ता मिळाल्यानंतर १० दिवसानंतरही तिसरा हप्ता न मिळालेली घरकुले
 तिसरा हप्ता मिळाल्यानंतर १० दिवसानंतरही अपुर्ण घरांची संख्या

PMAY-G : House completion (Abhiyan Achievement)



State Schemes : House completion (Abhiyan Achievement)



राज्य व्यवस्थापन कक्ष- ग्रामीण गृहनिर्माण

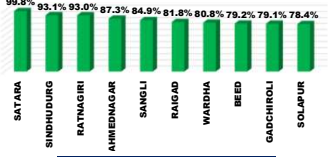
४ था मजला, दक्षिण कक्ष, सिडको भवन, सीबीडी बेलापूर, नवी मुंबई - ४०० ६१४.

Top and Bottom Ten Districts

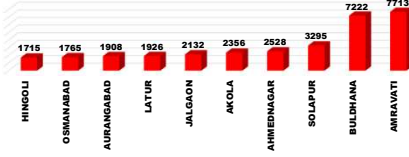
PMAY-G Delayed Houses TOP 10 Dist.



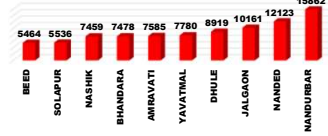
State Schemes Sanction TOP 10 Dist.



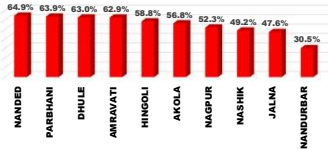
PMAY-G Remaining 1st Installments Bottom 10 Dist.



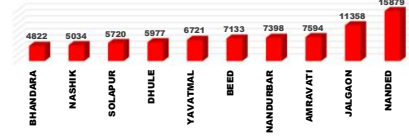
PMAY-G Delayed Houses Bottom 10 Dist.



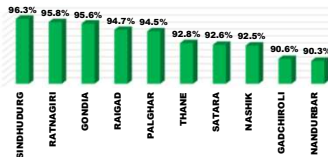
State Schemes Sanction Bottom 10 Dist.



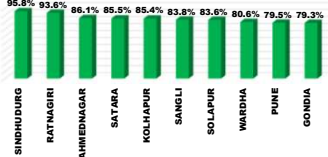
PMAY-G Remaining 2nd Installments Bottom 10 Dist.



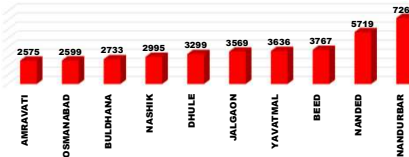
PMAY-G Completion TOP 10 Dist.



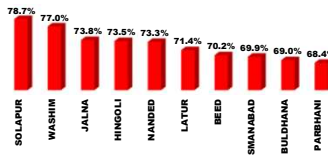
State Schemes Completion TOP 10 Dist.



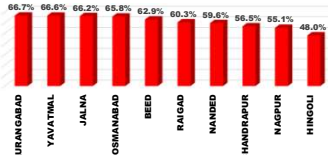
PMAY-G Remaining 3rd Installments Bottom 10 Dist.



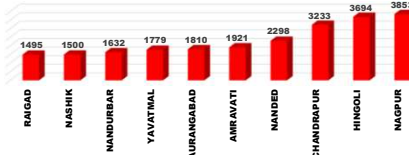
PMAY-G Completion Bottom 10 Dist.



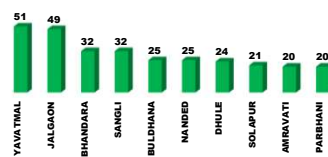
State Schemes Completion Bottom 10 Dist.



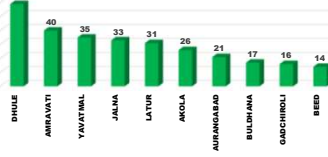
State Schemes Remaining 1st Installments Bottom 10 Dist.



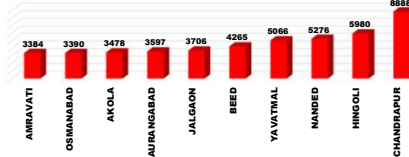
PMAY-G Daily Completion Top 10 Dist.



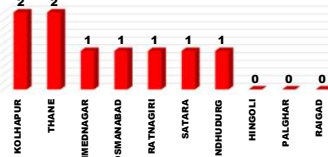
State Schemes Daily Completion Top 10 Dist.



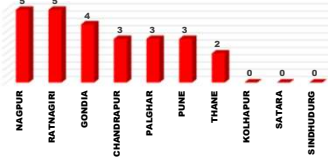
State Schemes Remaining 2nd Installments Bottom 10 Dist.



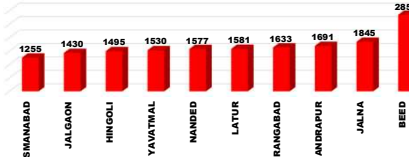
PMAY-G Daily Completion Bottom 10 Dist.



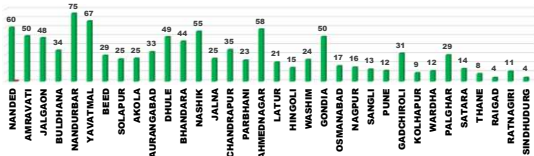
State Schemes Daily Completion Bottom 10 Dist.



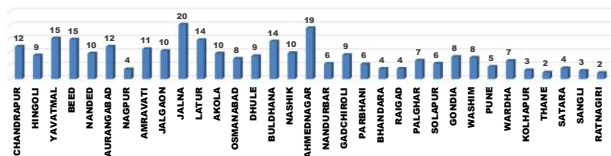
State Schemes Remaining 3rd Installments Bottom 10 Dist.



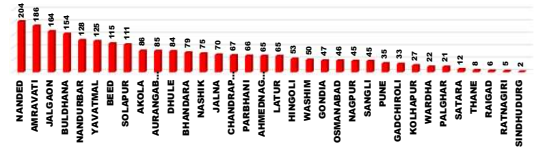
PMAY-G : Current Pace of Completion Per Day (Abhiyan)



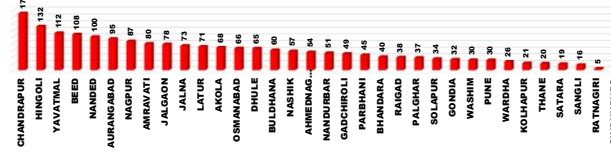
State Schemes : Current Pace of Completion Per Day (Abhiyan)



PMAY-G Required Pace of Completion Per Day



State Schemes Required Pace of Completion Per Day



प्रधानमंत्री आवास योजना ग्रामीण - मंजूरी (PWL+Awaas Plus)

Sr. No.	Division	Target (PWL+Awaas Plus)	31.08.2023	01.09.2023	Daily Achivement	Remaining
1	NASHIK DIV.	411635	411639	411636	0	-1
2	AMRAVATI DIV.	268871	268516	268514	0	357
3	AURANGABAD DIV.	235120	234789	234749	0	371
4	NAGPUR DIV.	288089	288006	287945	0	144
5	KONKAN DIV.	69466	69466	69466	0	0
6	PUNE DIV.	119414	119207	119117	0	297
Total		1392595	1391623	1391427	0	1168

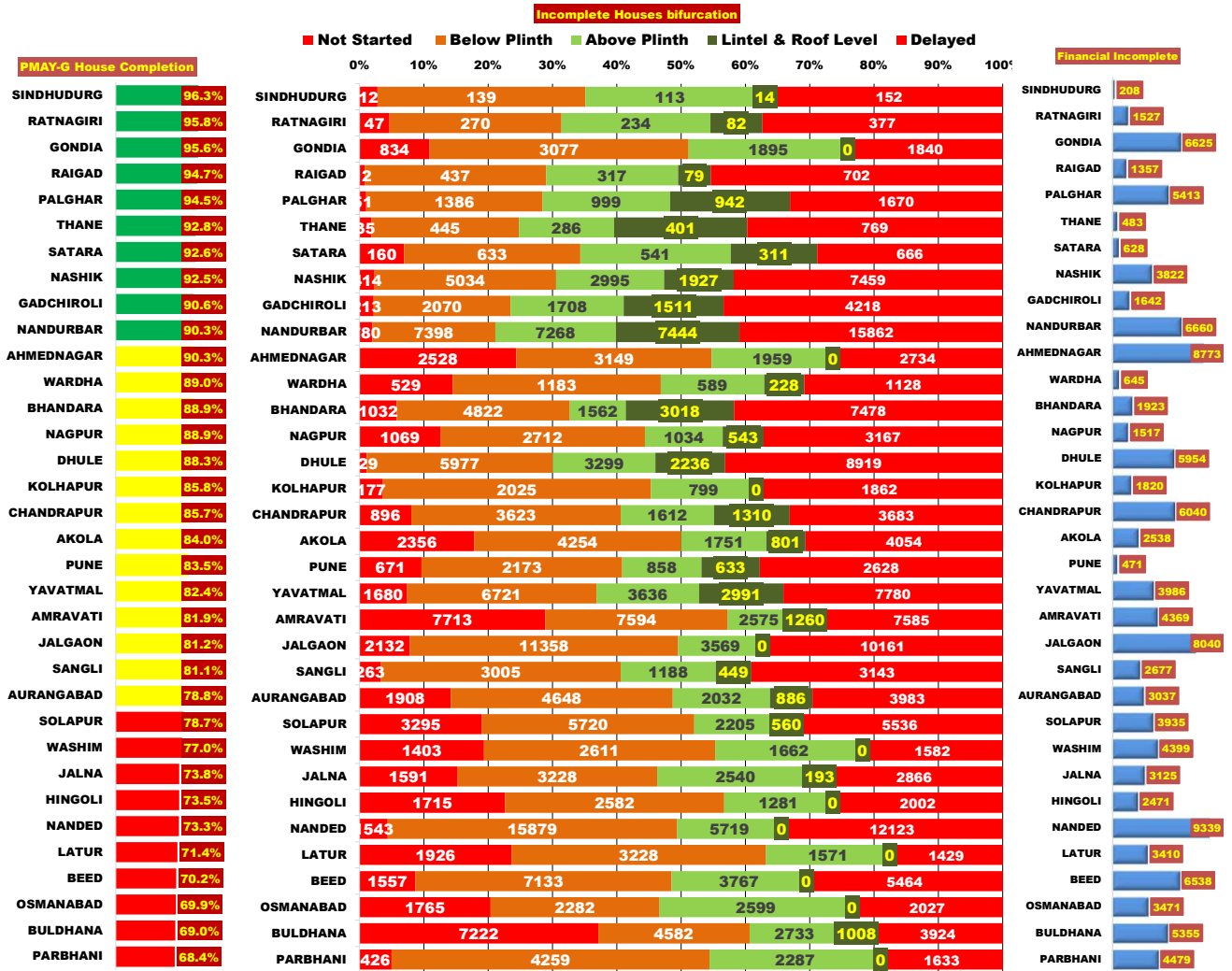
Sr. No.	District	Target (PWL+Awaas Plus)	31.08.2023	01.09.2023	Daily Achivement	Remaining
1	AHMEDNAGAR	60463	60467	60467	0	-4
2	AMRAVATI	92905	92732	92732	0	173
3	AURANGABAD	36139	36139	36139	0	0
4	BULDHANA	44667	44667	44667	0	0
5	CHANDRAPUR	42434	42433	42433	0	1
6	DHULE	64639	64639	64639	0	0
7	GADCHIROLI	31617	31617	31617	0	0
8	GONDIA	95895	95895	95895	0	0
9	HINGOLI	18083	18083	18083	0	0
10	JALGAON	78446	78446	78446	0	0
11	JALNA	24023	24023	24023	0	0
12	KOLHAPUR	17195	17194	17194	0	1
13	LATUR	20368	20368	20368	0	0
14	NANDED	68729	68691	68691	0	38
15	NASHIK	89303	89303	89303	0	0
16	PALGHAR	35188	35188	35188	0	0
17	PARBHANI	18803	18796	18796	0	7
18	PUNE	19276	19177	19177	0	99
19	RAIGAD	9819	9819	9819	0	0
20	RATNAGIRI	9791	9791	9791	0	0
21	SANGLI	21342	21342	21342	0	0
22	SINDHUDURG	5096	5096	5096	0	0
23	THANE	9572	9572	9572	0	0
24	WASHIM	19363	19361	19361	0	2
25	YAVATMAL	63815	63687	63687	0	128
26	AKOLA	48121	48069	48067	-2	54
27	SATARA	14494	14455	14453	-2	41
28	WARDHA	17861	17831	17829	-2	32
29	NANDURBAR	118784	118784	118781	-3	3
30	BHANDARA	63808	63766	63762	-4	46
31	BEED	34833	34829	34821	-8	12
32	OSMANABAD	14142	13860	13828	-32	314
33	NAGPUR	36474	36464	36409	-55	65
34	SOLAPUR	47107	47039	46951	-88	156
Total		1392595	1391623	1391427	0	1168

प्रधानमंत्री आवास योजना - ग्रामीण : भूमिहीन लाभार्थी अहवाल

Sr. No.	District	Google Sheet Report			AwaasSoft Report			
		Total Landless	Provided land	Remaining	Landless beneficiaries tagged in AwaasSoft	Landless beneficiaries provided land	Remaining Landless	Remaining Tag (provided land)
1	DHULE	18	18	0	18	18	0	0
2	GADCHIROLI	9	9	0	9	9	0	0
3	GONDIA	2450	2450	0	2457	2329	128	121
4	KOLHAPUR	257	257	0	253	228	25	29
5	NANDURBAR	0	0	0	0	0	0	0
6	PALGHAR	11	11	0	11	11	0	0
7	RAIGAD	6	6	0	6	6	0	0
8	RATNAGIRI	23	23	0	23	23	0	0
9	SINDHUDURG	420	420	0	418	418	0	2
10	NANDED	354	322	32	372	263	109	59
11	THANE	112	80	32	118	60	58	20
12	BEED	212	125	87	364	66	298	59
13	SATARA	813	714	99	821	629	192	85
14	SANGLI	337	215	122	352	142	210	73
15	NASHIK	1712	1472	240	1686	1162	524	310
16	PARBHANI	307	63	244	297	54	243	9
17	PUNE	2069	1603	466	2062	867	1195	736
18	WARDHA	2320	1823	497	2343	1801	542	22
19	CHANDRAPUR	2454	1914	540	2502	1615	887	299
20	NAGPUR	4562	3723	839	4543	3545	998	178
21	BHANDARA	4933	4035	898	4934	4156	778	-121
22	HINGOLI	1713	796	917	1713	466	1247	330
23	JALNA	1359	406	953	1374	85	1289	321
24	LATUR	2193	1155	1038	2258	815	1443	340
25	JALGAON	22530	21460	1070	22575	20900	1675	560
26	WASHIM	2813	1685	1128	2860	1495	1365	190
27	OSMANABAD	2224	660	1564	2098	102	1996	558
28	AURANGABAD	3266	1700	1566	3155	1805	1350	-105
29	AKOLA	6971	5347	1624	6939	5311	1628	36
30	YAVATMAL	3377	1728	1649	3240	1521	1719	207
31	AHMEDNAGAR	7588	5242	2346	7810	5117	2693	125
32	SOLAPUR	6462	3956	2506	6334	3977	2357	-21
33	BULDHANA	15352	9266	6086	15705	9146	6559	120
34	AMRAVATI	20714	13859	6855	20368	13273	7095	586
	Total	119941	86543	33398	120018	81415	38603	5375

प्रधानमंत्री आवास योजना ग्रामीण - पूर्ण घरकूले

Sr. No.	Division	Sanction	31.08.2023	01.09.2023	Daily Achivement	Remaining	Completed & verified	Remaining verified
1	AMRAVATI DIV.	268514	214416	214532	116	53982	204567	9965
2	NASHIK DIV.	411636	365053	365152	99	46484	343128	22024
3	AURANGABAD DIV.	234749	171267	171353	86	63396	161147	10206
4	PUNE DIV.	119117	98329	98389	60	20728	93627	4762
5	NAGPUR DIV.	287945	261555	261613	58	26332	251863	9750
6	KONKAN DIV.	69466	65731	65735	4	3731	63165	2570
Total		1391427	1176351	1176774	423	214653	1117497	59277



प्रधानमंत्री आवास योजना ग्रामीण - पूर्ण घरकूले

Sr. No.	District	Sanction	31.08.2023	01.09.2023	Daily Achivement	Remaining	Completed & verified	Remaining verified
1	YAVATMAL	63687	52417	52468	51	11219	48659	3809
2	JALGAON	78446	63624	63673	49	14773	61685	1988
3	BHANDARA	63762	56654	56686	32	7076	53328	3358
4	SANGLI	21342	17270	17302	32	4040	16437	865
5	BULDHANA	44667	30810	30835	25	13832	29122	1713
6	NANDED	68691	50339	50364	25	18327	47994	2370
7	DHULE	64639	57058	57082	24	7557	52898	4184
8	SOLAPUR	46951	36924	36945	21	10006	35171	1774
9	AMRAVATI	92732	75950	75970	20	16762	73590	2380
10	PARBHANI	18796	12838	12858	20	5938	12252	606
11	NANDURBAR	118781	107216	107233	17	11548	95891	11342
12	LATUR	20368	14527	14540	13	5828	14030	510
13	AKOLA	48067	40348	40360	12	7707	38905	1455
14	AURANGABAD	36139	28465	28477	12	7662	26665	1812
15	WARDHA	17829	15856	15866	10	1963	15300	566
16	JALNA	24023	17711	17720	9	6303	16471	1249
17	NASHIK	89303	82573	82581	8	6722	78933	3648
18	WASHIM	19361	14891	14899	8	4462	14291	608
19	BEED	34821	24436	24442	6	10379	22588	1854
20	GONDIA	95895	91695	91701	6	4194	91077	624
21	NAGPUR	36409	32353	32358	5	4051	31051	1307
22	PUNE	19177	16005	16009	4	3168	14842	1167
23	GADCHIROLI	31617	28628	28631	3	2986	26115	2516
24	CHANDRAPUR	42433	36369	36371	2	6062	34992	1379
25	KOLHAPUR	17194	14751	14753	2	2441	14369	384
26	THANE	9572	8883	8885	2	687	8405	480
27	AHMEDNAGAR	60467	54582	54583	1	5884	53721	862
28	OSMANABAD	13828	9658	9659	1	4169	8393	1266
29	RATNAGIRI	9791	9382	9383	1	408	9158	225
30	SATARA	14453	13379	13380	1	1073	12808	572
31	SINDHUDURG	5096	4907	4908	1	188	4818	90
32	HINGOLI	18083	13293	13293	0	4790	12754	539
33	PALGHAR	35188	33258	33258	0	1930	31810	1448
34	RAIGAD	9819	9301	9301	0	518	8974	327
Total		1391427	1176351	1176774	423	214653	1117497	59277

राज्यपुरस्कृत आवास योजना ग्रामीण - मंजूरी

Sr. No.	Division	Target	31.08.2023	01.09.2023	Daily Achivement	Sanction %	Remaining	Sanction State Rank
1	NASHIK DIV.	207115	120486	120692	206	58.3%	86423	5
2	NAGPUR DIV.	163668	111160	111357	197	68.0%	52311	3
3	AURANGABAD DIV.	271400	178571	178652	81	65.8%	92748	6
4	KONKAN DIV.	44680	35128	35170	42	78.7%	9510	1
5	AMRAVATI DIV.	156870	104160	104163	3	66.4%	52707	4
6	PUNE DIV.	79398	64647	64648	1	81.4%	14750	2
Total		923131	614152	614682	530	66.6%	308449	

Sr. No.	District	Target	31.08.2023	01.09.2023	Daily Achivement	Sanction %	Remaining	Sanction State Rank
1	NAGPUR	33291	17267	17417	150	52.3%	15874	29
2	DHULE	31410	19672	19782	110	63.0%	11628	25
3	NANDURBAR	51420	15629	15707	78	30.5%	35713	34
4	CHANDRAPUR	54555	35410	35457	47	65.0%	19098	31
5	HINGOLI	38798	22765	22811	46	58.8%	15987	30
6	THANE	8574	5937	5979	42	69.7%	2595	6
7	LATUR	35747	26719	26737	18	74.8%	9010	21
8	PARBHANI	28616	18283	18297	14	63.9%	10319	22
9	NASHIK	49930	24567	24578	11	49.2%	25352	33
10	AHMEDNAGAR	39938	34863	34870	7	87.3%	5068	14
11	BEED	33057	26167	26170	3	79.2%	6887	18
12	YAVATMAL	41052	30162	30164	2	73.5%	10888	23
13	AMRAVATI	36242	22802	22803	1	62.9%	13439	27
14	KOLHAPUR	16830	12904	12905	1	76.7%	3925	8
15	AKOLA	34781	19756	19756	0	56.8%	15025	28
16	AURANGABAD	36954	25515	25515	0	69.0%	11439	24
17	BHANDARA	21794	16440	16440	0	75.4%	5354	16
18	BULDHANA	28967	20453	20453	0	70.6%	8514	19
19	GADCHIROLI	20609	16292	16292	0	79.1%	4317	10
20	GONDIA	18712	13873	13873	0	74.1%	4839	12
21	JALGAON	34417	25755	25755	0	74.8%	8662	20
22	JALNA	41057	19537	19537	0	47.6%	21520	32
23	NANDED	34410	22335	22335	0	64.9%	12075	26
24	OSMANABAD	22761	17250	17250	0	75.8%	5511	17
25	PALGHAR	16073	11748	11748	0	73.1%	4325	11
26	PUNE	17336	13141	13141	0	75.8%	4195	9
27	RAIGAD	10569	8643	8643	0	81.8%	1926	5
28	RATNAGIRI	7197	6690	6690	0	93.0%	507	3
29	SANGLI	10132	8604	8604	0	84.9%	1528	4
30	SATARA	11532	11513	11513	0	99.8%	19	1
31	SINDHUDURG	2267	2110	2110	0	93.1%	157	2
32	SOLAPUR	23568	18485	18485	0	78.4%	5083	15
33	WARDHA	14707	11878	11878	0	80.8%	2829	7
34	WASHIM	15828	10987	10987	0	69.4%	4841	13
Total		923131	614152	614682	530	66.6%	308449	

राज्यपुरस्कृत आवास योजना ग्रामीण - प्रलंबीत मंजूरी

Sr. No.	Division	रमाई आवास योजना	शबरी आवास योजना	आदीम आवास योजना	पारधी आवास योजना	य.च.मु.व योजना	धनगर आवास योजना	एकूण
1	KONKAN DIV.	1469	7991	25	3	22	0	9510
2	PUNE DIV.	10890	3621	4	55	20	160	14750
3	NAGPUR DIV.	27296	23177	122	2	1698	16	52311
4	AMRAVATI DIV.	31965	20052	145	9	529	7	52707
5	NASHIK DIV.	21476	64831	61	20	6	29	86423
6	AURANGABAD DIV.	61860	27426	238	26	2360	838	92748
	Total	154956	147098	595	115	4635	1050	308449

Sr. No.	District	रमाई आवास योजना	शबरी आवास योजना	आदीम आवास योजना	पारधी आवास योजना	य.च.मु.व योजना	धनगर आवास योजना	एकूण
1	SATARA	19	0	0	0	0	0	19
2	SINDHUDURG	127	14	16	0	0	0	157
3	RATNAGIRI	400	84	0	1	22	0	507
4	SANGLI	1486	30	0	12	0	0	1528
5	RAIGAD	522	1402	0	2	0	0	1926
6	THANE	321	2268	6	0	0	0	2595
7	WARDHA	587	2219	23	0	0	0	2829
8	KOLHAPUR	3730	35	0	0	0	160	3925
9	PUNE	842	3315	4	14	20	0	4195
10	GADCHIROLI	1080	3211	26	0	0	0	4317
11	PALGHAR	99	4223	3	0	0	0	4325
12	GONDIA	3241	1583	0	0	0	15	4839
13	WASHIM	3625	1216	0	0	0	0	4841
14	AHMEDNAGAR	2653	2415	0	0	0	0	5068
15	SOLAPUR	4813	241	0	29	0	0	5083
16	BHANDARA	3871	1446	0	0	36	1	5354
17	OSMANABAD	5108	264	0	0	139	0	5511
18	BEED	5583	1298	0	6	0	0	6887
19	BULDHANA	5765	2742	0	0	0	7	8514
20	JALGAON	3602	5027	0	4	0	29	8662
21	LATUR	7173	933	0	4	67	833	9010
22	PARBHANI	7664	2607	0	0	48	0	10319
23	YAVATMAL	5759	4617	145	1	366	0	10888
24	AURANGABAD	7172	4261	0	6	0	0	11439
25	DHULE	3860	7762	0	0	6	0	11628
26	NANDED	5212	6617	238	8	0	0	12075
27	AMRAVATI	5253	8016	0	7	163	0	13439
28	AKOLA	11563	3461	0	1	0	0	15025
29	NAGPUR	12087	3783	0	0	4	0	15874
30	HINGOLI	6969	9018	0	0	0	0	15987
31	CHANDRAPUR	6430	10935	73	2	1658	0	19098
32	JALNA	16979	2428	0	2	2106	5	21520
33	NASHIK	10414	14871	61	6	0	0	25352
34	NANDURBAR	947	34756	0	10	0	0	35713
	Total	154956	147098	595	115	4635	1050	308449

राज्यपुरस्कृत आवास योजना ग्रामीण - पूर्ण घरकूले

Sr. No.	Division	Sanction	31.08.2023	01.09.2023	Daily Achivement	Completion %	Remaining	To be Completed in Per Day till 30.11.23
1	AURANGABAD DIV.	178652	116423	116571	148	65.3%	62081	690
2	AMRAVATI DIV.	104163	72509	72639	130	69.7%	31524	350
3	NASHIK DIV.	120692	93126	93215	89	77.2%	27477	305
4	NAGPUR DIV.	111357	74895	74945	50	67.3%	36412	405
5	KONKAN DIV.	35170	26028	26049	21	74.1%	9121	101
6	PUNE DIV.	64648	53949	53968	19	83.5%	10680	119
	Total	614682	436930	437387	457	71.2%	177295	1970

Sr. No.	District	Sanction	31.08.2023	01.09.2023	Daily Achivement	Completion %	Remaining	To be Completed in Per Day till 30.11.23
1	DHULE	19782	13859	13918	59	70.4%	5864	65
2	AMRAVATI	22803	15590	15630	40	68.5%	7173	80
3	YAVATMAL	30164	20063	20098	35	66.6%	10066	112
4	JALNA	19537	12896	12929	33	66.2%	6608	73
5	LATUR	26737	20329	20360	31	76.1%	6377	71
6	AKOLA	19756	13626	13652	26	69.1%	6104	68
7	AURANGABAD	25515	16988	17009	21	66.7%	8506	95
8	BULDHANA	20453	14995	15012	17	73.4%	5441	60
9	GADCHIROLI	16292	11846	11862	16	72.8%	4430	49
10	BEED	26170	16457	16471	14	62.9%	9699	108
11	WARDHA	11878	9564	9578	14	80.6%	2300	26
12	HINGOLI	22811	10925	10938	13	48.0%	11873	132
13	NANDED	22335	13289	13301	12	59.6%	9034	100
14	OSMANABAD	17250	11333	11345	12	65.8%	5905	66
15	PARBHANI	18297	14206	14218	12	77.7%	4079	45
16	WASHIM	10987	8235	8247	12	75.1%	2740	30
17	RAIGAD	8643	5197	5208	11	60.3%	3435	38
18	SOLAPUR	18485	15440	15450	10	83.6%	3035	34
19	NASHIK	24578	19456	19465	9	79.2%	5113	57
20	BHANDARA	16440	12856	12864	8	78.2%	3576	40
21	JALGAON	25755	18724	18732	8	72.7%	7023	78
22	NANDURBAR	15707	11076	11083	7	70.6%	4624	51
23	AHMEDNAGAR	34870	30011	30017	6	86.1%	4853	54
24	SANGLI	8604	7202	7208	6	83.8%	1396	16
25	NAGPUR	17417	9590	9595	5	55.1%	7822	87
26	RATNAGIRI	6690	6257	6262	5	93.6%	428	5
27	GONDIA	13873	11001	11005	4	79.3%	2868	32
28	CHANDRAPUR	35457	20038	20041	3	56.5%	15416	171
29	PALGHAR	11748	8388	8391	3	71.4%	3357	37
30	PUNE	13141	10448	10451	3	79.5%	2690	30
31	THANE	5979	4165	4167	2	69.7%	1812	20
32	KOLHAPUR	12905	11016	11016	0	85.4%	1889	21
33	SATARA	11513	9843	9843	0	85.5%	1670	19
34	SINDHUDURG	2110	2021	2021	0	95.8%	89	1
	Total	614682	436930	437387	457	71.2%	177295	1970

राज्य योजना अपूर्ण घरकुले

Sr. No.	Division	रमाई आवास योजना	शबरी आवास योजना	आदीम आवास योजना	पारधी आवास योजना	य.च.मु.व योजना	धनगर आवास योजना	एकूण
1	KONKAN DIV.	1040	7516	545	0	8	12	9121
2	PUNE DIV.	9200	949	56	57	53	365	10680
3	NASHIK DIV.	11797	15293	25	126	73	163	27477
4	AMRAVATI DIV.	17203	10811	2237	200	991	82	31524
5	NAGPUR DIV.	11265	19819	769	23	4515	21	36412
6	AURANGABAD DIV.	52395	9011	46	63	466	100	62081
	Total	102900	63399	3678	469	6106	743	177295

Sr. No.	District	रमाई आवास योजना	शबरी आवास योजना	आदीम आवास योजना	पारधी आवास योजना	य.च.मु.व योजना	धनगर आवास योजना	एकूण
1	SINDHUDURG	88	1	0	0	0	0	89
2	RATNAGIRI	395	21	4	0	8	0	428
3	AHMEDNAGAR	2617	2200	0	16	20	0	4853
4	SATARA	1598	39	0	0	33	0	1670
5	KOLHAPUR	1493	12	0	0	19	365	1889
6	SANGLI	1385	7	0	4	0	0	1396
7	SOLAPUR	2948	78	0	8	1	0	3035
8	WARDHA	1468	601	230	1	0	0	2300
9	PUNE	1776	813	56	45	0	0	2690
10	GONDIA	1412	1456	0	0	0	0	2868
11	NASHIK	2564	2494	25	30	0	0	5113
12	BHANDARA	1541	1204	0	0	810	21	3576
13	PARBHANI	3254	623	0	0	202	0	4079
14	LATUR	6248	129	0	0	0	0	6377
15	WASHIM	1780	955	0	2	0	3	2740
16	BULDHANA	4862	483	0	17	0	79	5441
17	GADCHIROLI	1361	2781	288	0	0	0	4430
18	JALGAON	3313	3481	0	66	0	163	7023
19	PALGHAR	65	3169	123	0	0	0	3357
20	NANDURBAR	996	3628	0	0	0	0	4624
21	DHULE	2307	3490	0	14	53	0	5864
22	THANE	257	1313	242	0	0	0	1812
23	AKOLA	4761	1308	0	35	0	0	6104
24	AMRAVATI	3456	3550	0	28	139	0	7173
25	AURANGABAD	7180	1319	0	7	0	0	8506
26	YAVATMAL	2344	4515	2237	118	852	0	10066
27	JALNA	6308	76	0	7	117	100	6608
28	OSMANABAD	5640	77	0	41	147	0	5905
29	BEED	9216	475	0	8	0	0	9699
30	RAIGAD	235	3012	176	0	0	12	3435
31	NANDED	8551	437	46	0	0	0	9034
32	CHANDRAPUR	4626	6825	251	16	3698	0	15416
33	NAGPUR	857	6952	0	6	7	0	7822
34	HINGOLI	5998	5875	0	0	0	0	11873
	Total	102900	63399	3678	469	6106	743	177295

प्रधानमंत्री आवास योजना ग्रामीण - हप्ते वितरण

Sr. No.	Division	1st Installment (Daily Achivement)	1st Installment Remaining	2nd Installment (Daily Achivement)	2nd Installment Remaining	3rd Installment (Daily Achivement)	3rd Installment Remaining
1	AURANGABAD DIV.	13	12431	49	43239	26	21796
2	AMRAVATI DIV.	9	20374	24	25762	38	12357
3	NAGPUR DIV.	4	4573	10	17487	28	8400
4	NASHIK DIV.	0	6083	6	32916	17	19090
5	PUNE DIV.	0	4566	3	13556	0	5591
6	KONKAN DIV.	0	157	0	2677	0	1949
Total		26	48184	92	135637	109	69183

PMAY-G 1st Ins Pending

SINDHUDURG	12
RAIGAD	12
THANE	35
RATNAGIRI	47
PALGHAR	51
SATARA	160
KOLHAPUR	177
GADCHIROLI	213
DHULE	229
SANGLI	263
NASHIK	414
PARBHANI	426
WARDHA	529
PUNE	671
NANDURBAR	780
GONDIA	834
CHANDRAPUR	896
BHANDARA	1032
NAGPUR	1069
WASHIM	1403
NANDED	1543
BEED	1557
JALNA	1591
YAVATMAL	1680
HINGOLI	1715
OSMANABAD	1765
AURANGABAD	1908
LATUR	1926
JALGAON	2132
AKOLA	2356
AHMEDNAGAR	2528
SOLAPUR	3295
BULDHANA	7222
AMRAVATI	7713

PMAY-G 2nd Ins Pending

SINDHUDURG	139
RATNAGIRI	270
RAIGAD	437
THANE	445
SATARA	633
WARDHA	1183
PALGHAR	1386
KOLHAPUR	2025
GADCHIROLI	2070
PUNE	2173
OSMANABAD	2282
HINGOLI	2582
WASHIM	2611
NAGPUR	2712
SANGLI	3005
GONDIA	3077
AHMEDNAGAR	3149
LATUR	3228
JALNA	3228
CHANDRAPUR	3623
AKOLA	4254
PARBHANI	4259
BULDHANA	4582
AURANGABAD	4648
BHANDARA	4822
NASHIK	5034
SOLAPUR	5720
DHULE	5977
YAVATMAL	6721
BEED	7133
NANDURBAR	7398
AMRAVATI	7594
JALGAON	11358
NANDED	15879

PMAY-G 3rd Ins Pending

SINDHUDURG	113
RATNAGIRI	234
THANE	286
RAIGAD	317
SATARA	541
WARDHA	589
KOLHAPUR	799
PUNE	858
PALGHAR	999
NAGPUR	1034
SANGLI	1188
HINGOLI	1281
BHANDARA	1562
LATUR	1571
CHANDRAPUR	1612
WASHIM	1662
GADCHIROLI	1708
AKOLA	1751
GONDIA	1895
AHMEDNAGAR	1959
AURANGABAD	2032
SOLAPUR	2205
PARBHANI	2287
JALNA	2540
AMRAVATI	2575
OSMANABAD	2599
BULDHANA	2733
NASHIK	2995
DHULE	3299
JALGAON	3569
YAVATMAL	3636
BEED	3767
NANDED	5719
NANDURBAR	7268

प्रधानमंत्री आवास योजना ग्रामीण - हप्ते वितरण

Sr. No.	District	1st Installment (Daily Achivement)	1st Installment Remaining	2nd Installment (Daily Achivement)	2nd Installment Remaining	3rd Installment (Daily Achivement)	3rd Installment Remaining
1	BEED	8	1557	22	7133	18	3767
2	YAVATMAL	7	1680	7	6721	28	3636
3	AURANGABAD	0	1908	15	4648	4	2032
4	NANDED	5	1543	12	15879	2	5719
5	BULDHANA	0	7222	15	4582	2	2733
6	GADCHIROLI	0	213	4	2070	11	1708
7	JALGAON	0	2132	3	11358	12	3569
8	BHANDARA	0	1032	4	4822	10	1562
9	AKOLA	2	2356	2	4254	5	1751
10	AHMEDNAGAR	0	2528	3	3149	5	1959
11	GONDIA	2	834	2	3077	3	1895
12	NAGPUR	2	1069	0	2712	4	1034
13	SOLAPUR	0	3295	3	5720	0	2205
14	WASHIM	0	1403	0	2611	3	1662
15	HINGOLI	0	1715	0	2582	1	1281
16	LATUR	0	1926	0	3228	1	1571
17	AMRAVATI	0	7713	0	7594	0	2575
18	CHANDRAPUR	0	896	0	3623	0	1612
19	DHULE	0	229	0	5977	0	3299
20	JALNA	0	1591	0	3228	0	2540
21	KOLHAPUR	0	177	0	2025	0	799
22	NANDURBAR	0	780	0	7398	0	7268
23	NASHIK	0	414	0	5034	0	2995
24	OSMANABAD	0	1765	0	2282	0	2599
25	PALGHAR	0	51	0	1386	0	999
26	PARBHANI	0	426	0	4259	0	2287
27	PUNE	0	671	0	2173	0	858
28	RAIGAD	0	12	0	437	0	317
29	RATNAGIRI	0	47	0	270	0	234
30	SANGLI	0	263	0	3005	0	1188
31	SINDHUDURG	0	12	0	139	0	113
32	THANE	0	35	0	445	0	286
33	WARDHA	0	529	0	1183	0	589
34	SATARA	-5	160	0	633	0	541
	Total	26	48184	92	135637	109	69183

राज्यपुरस्कृत आवास योजना ग्रामीण - हप्ते वितरण

Sr. No.	Division	1st Installment (Daily Achivement)	1st Installment Remaining	2nd Installment (Daily Achivement)	2nd Installment Remaining	3rd Installment (Daily Achivement)	3rd Installment Remaining
1	AMRAVATI DIV.	88	5252	22	15117	38	4988
2	NASHIK DIV.	5	6158	39	10776	5	5461
3	NAGPUR DIV.	30	9970	12	17406	5	4275
4	AURANGABAD DIV.	10	12806	10	30175	14	13205
5	PUNE DIV.	3	2429	1	4421	7	1753
6	KONKAN DIV.	4	2715	3	3105	1	1281
Total		140	39330	87	81000	70	30963

State Schemes 1st Ins Pending

SINDHUDURG	5
RATNAGIRI	42
PALGHAR	137
SANGLI	163
PUNE	352
BULDHANA	475
WASHIM	491
KOLHAPUR	512
GONDIA	530
SOLAPUR	561
AKOLA	586
PARBHANI	631
BHANDARA	716
AHMEDNAGAR	731
WARDHA	766
SATARA	841
GADCHIROLI	872
JALNA	910
LATUR	988
JALGAON	1019
THANE	1036
OSMANABAD	1181
DHULE	1276
BEED	1294
RAIGAD	1495
NASHIK	1500
NANDURBAR	1632
YAVATMAL	1779
AURANGABAD	1810
AMRAVATI	1921
NANDED	2298
CHANDRAPUR	3233
HINGOLI	3694
NAGPUR	3853

State Schemes 2nd Ins Pending

SINDHUDURG	52
RATNAGIRI	115
THANE	267
SATARA	371
SANGLI	680
NANDURBAR	721
WARDHA	920
KOLHAPUR	968
RAIGAD	1030
PUNE	1051
SOLAPUR	1351
GONDIA	1372
WASHIM	1439
GADCHIROLI	1501
BHANDARA	1537
NASHIK	1590
PALGHAR	1641
BULDHANA	1750
DHULE	2022
PARBHANI	2405
JALNA	2406
AHMEDNAGAR	2737
LATUR	2856
NAGPUR	3188
AMRAVATI	3384
OSMANABAD	3390
AKOLA	3478
AURANGABAD	3597
JALGAON	3706
BEED	4265
YAVATMAL	5066
NANDED	5276
HINGOLI	5980
CHANDRAPUR	8888

State Schemes 3rd Ins Pending

SINDHUDURG	21
RATNAGIRI	82
THANE	158
SATARA	199
WARDHA	254
KOLHAPUR	255
SANGLI	275
NAGPUR	357
BHANDARA	377
RAIGAD	448
PUNE	465
SOLAPUR	559
GONDIA	566
PALGHAR	572
WASHIM	699
AMRAVATI	769
NASHIK	823
NANDURBAR	829
AKOLA	938
PARBHANI	969
GADCHIROLI	1030
BULDHANA	1052
AHMEDNAGAR	1170
DHULE	1209
OSMANABAD	1255
JALGAON	1430
HINGOLI	1495
YAVATMAL	1530
NANDED	1577
LATUR	1581
AURANGABAD	1633
CHANDRAPUR	1691
JALNA	1845
BEED	2850

राज्यपुरस्कृत आवास योजना ग्रामीण -हप्ते वितरण

Sr. No.	District	1st Installment (Daily Achivement)	1st Installment Remaining	2nd Installment (Daily Achivement)	2nd Installment Remaining	3rd Installment (Daily Achivement)	3rd Installment Remaining
1	YAVATMAL	66	1779	3	5066	9	1530
2	BULDHANA	1	475	12	1750	25	1052
3	AMRAVATI	21	1921	5	3384	4	769
4	JALGAON	0	1019	21	3706	2	1430
5	CHANDRAPUR	17	3233	3	8888	2	1691
6	DHULE	0	1276	15	2022	2	1209
7	NAGPUR	10	3853	4	3188	1	357
8	PARBHANI	0	631	5	2405	6	969
9	NANDED	7	2298	0	5276	2	1577
10	JALNA	2	910	1	2406	4	1845
11	PALGHAR	4	137	2	1641	0	572
12	AHMEDNAGAR	5	731	0	2737	0	1170
13	OSMANABAD	1	1181	4	3390	0	1255
14	SANGLI	0	163	0	680	5	275
15	SOLAPUR	2	561	1	1351	2	559
16	BHANDARA	3	716	1	1537	0	377
17	NASHIK	0	1500	3	1590	1	823
18	AKOLA	0	586	2	3478	0	938
19	GADCHIROLI	0	872	1	1501	1	1030
20	GONDIA	0	530	1	1372	1	566
21	LATUR	0	988	0	2856	2	1581
22	THANE	0	1036	1	267	1	158
23	WARDHA	0	766	2	920	0	254
24	PUNE	1	352	0	1051	0	465
25	AURANGABAD	0	1810	0	3597	0	1633
26	BEED	0	1294	0	4265	0	2850
27	HINGOLI	0	3694	0	5980	0	1495
28	KOLHAPUR	0	512	0	968	0	255
29	NANDURBAR	0	1632	0	721	0	829
30	RAIGAD	0	1495	0	1030	0	448
31	RATNAGIRI	0	42	0	115	0	82
32	SATARA	0	841	0	371	0	199
33	SINDHUDURG	0	5	0	52	0	21
34	WASHIM	0	491	0	1439	0	699
	Total	140	39330	87	81000	70	30963

प्रधानमंत्री आवास योजना ग्रामीण - Delayed Houses

■ पहिला हप्ता मिळाल्यानंतर १२ महिने उलटूनही अपूर्ण घरकुले
 ■ पहिला हप्ता मिळाल्यानंतर १८ महिने उलटूनही अपूर्ण घरकुले
 ■ पहिला हप्ता मिळाल्यानंतर १० दिवसानंतरही दुसरा हप्ता न मिळालेले घरकुले
■ दुसरा हप्ता मिळाल्यानंतर १० दिवसानंतरही तिसरा हप्ता न मिळालेले घरकुले
 ■ तिसरा हप्ता मिळाल्यानंतर १० दिवसानंतरही अपूर्ण घरांची संख्या

AHMEDNAGAR	2734	1539	3027	1647	33
AKOLA	4054	3160	3568	1044	637
AMRAVATI	7585	5084	6900	1773	1148
AURANGABAD	3983	2078	4343	1395	719
BEED	5464	1800	6061	2227	557
BHANDARA	7478	4373	4131	1092	2600
BULDHANA	3924	1927	4135	1457	864
CHANDRAPUR	3683	1837	3129	1007	752
DHULE	8919	3869	5651	2594	1867
GADCHIROLI	4218	2429	1996	1404	1334
GONDIA	1840	1499	2849	1426	211
HINGOLI	2002	637	2401	814	159
JALGAON	10161	6313	10733	2463	600
JALNA	2866	1014	3011	1660	456
KOLHAPUR	1862	865	1789	579	146
LATUR	1429	651	3129	913	104
NAGPUR	3167	2290	2485	844	645
NANDED	12123	8294	15081	3454	401
NANDURBAR	15862	9903	7174	5803	6307
NASHIK	7459	4065	4682	2401	1724
OSMANABAD	2027	556	1611	2378	12
PALGHAR	1670	551	1288	837	933
PARBHANI	1633	674	3943	1302	123
PUNE	2628	1701	1920	711	624
RAIGAD	702	430	423	270	164
RATNAGIRI	377	34	254	193	143
SANGLI	3143	2055	2783	819	311
SATARA	666	253	570	365	247
SINDHUDURG	152	54	134	102	33
SOLAPUR	5536	4196	5173	1499	663
THANE	769	168	442	240	299
WARDHA	1128	670	962	503	224
WASHIM	1582	756	2227	1132	46
YAVATMAL	7780	4083	6365	2590	2031